




# Primary Sense Reports for Cervical Screening

Primary Sense can provide reports based on real-time data, allowing practices to monitor performance and focus on clinical outcomes. The features and functionality of reports can support roles across the practice team. Generated reports are automatically saved to a folder on the computer, enabling data comparison over time.

## Accessing reports for Cervical Screening

At the top of the Primary Sense sidebar menu: click **Reports** and select keyword filter: **Cervical**

**Quick tip!**  
Access the National Cancer Screening Register (NCSR) online for up-to-date cervical screening patient information.

 <p><b>Patients booked in with missing PIP QI measures</b> With appointments in the next 2 weeks</p>	<ul style="list-style-type: none"> <li>Identify patients due or overdue for cervical screening that have an existing appointment to target for opportunistic conversation and booking of appointment.</li> <li>Compare NCSR information with Primary Sense reports and update practice software if applicable.</li> <li>Filter within the report for 'N' under cervical screening and use search to find existing appointment date or GP name.</li> </ul>
 <p><b>Patients missing PIP QI or accreditation Measures</b> All patients missing measures</p>	<ul style="list-style-type: none"> <li>Identify patients due or overdue for cervical screening to target for booking of appointment.</li> <li>Use the report in conjunction with the National Cancer Screening Register (NCSR) to check eligibility for cervical screening. Update practice records with data.</li> <li>Filter within the report for 'N' under cervical screening and use search to find GP name or other complexities.</li> </ul>
 <p><b>PIP QI report - 10 measures</b> % compliance</p>	<ul style="list-style-type: none"> <li>Identify the % of female patients with an up-to-date cervical screening (last 5 years) and track your compliance with the PIPQI measures.</li> </ul>
<p>For further interrogation of data to target specific areas otherwise not highlighted, reports can be exported to Excel or CSV for enhanced manipulation and filtering.</p>	

## Quality improvement (QI) opportunities

<ul style="list-style-type: none"> <li>Develop a process for recalling a cohort of patients overdue for cervical screening e.g., particular age group, patients of a particular GP.</li> </ul>
<ul style="list-style-type: none"> <li>Implement an activity to ensure screening results are recorded in the relevant section of clinical software.</li> </ul>
<p>For more information about QI, refer to the <a href="#">QI Tool Kit</a> that is designed to help general practice teams undertake QI activities by providing a range of useful information, resources, tools and templates.</p>

## Further information

For more information and resources, visit the [Primary Sense Tool Kit](#) or contact your Practice QI Coach and/or Primary Care Navigator by emailing [practiceassist@wapha.org.au](mailto:practiceassist@wapha.org.au) or calling 1800 2 ASSIST (1800 2 277 478).

For an overview about Primary Sense reports, scan or click on this QR code:



WWW.PRACTICEASSIST.COM.AU

WA Primary Health Alliance is supported by funding from the Australian Government under the PHN Program.  
Rural Health West is funded by the Australian Government and WA Country Health Service.

*Whilst all care has been taken in preparing this document, this information is a guide only and subject to change without notice.  
Disclaimer: While the Australian Government has contributed funding support for this resource the information contained within it does not necessarily represent the views or policies of the Australian Government and has not been endorsed by the Australian Government.*